

## Sink Quadra



Kitchen Sinks

Code: 1237 050



### DETAILS

Edge/Installation Type	Flush-mount   Top-mount
Finish	Foster brushed
Material	AISI 304 stainless steel
Texture	Brushed in line
Base	80 cm
Dimensions	750 x 440 mm
Standard fittings	Fixing hooks, gasket, drain, overflow and siphon, boxed packing
Mixer holes	2 standard holes - 3rd and 4th holes on request
Built-in hole	View technical data sheet

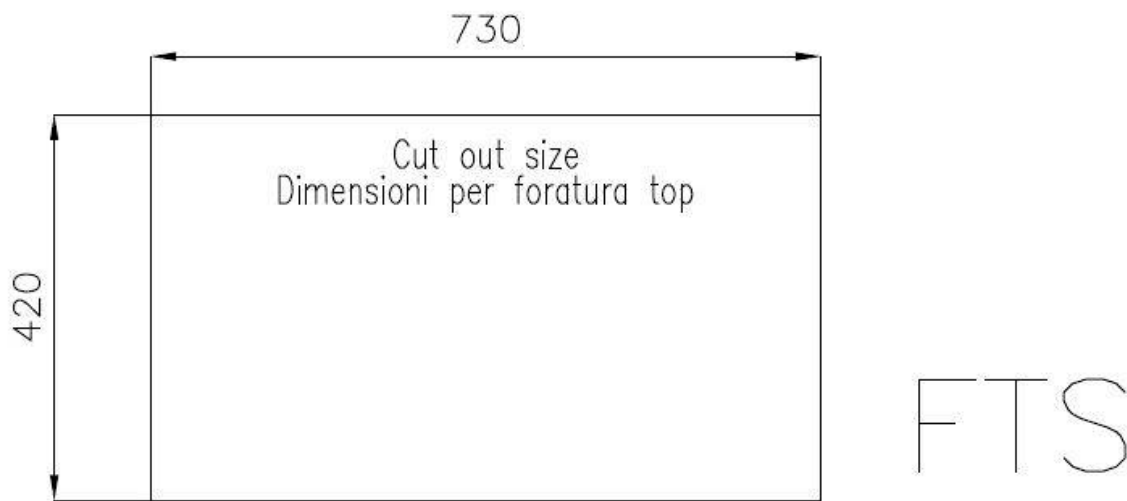
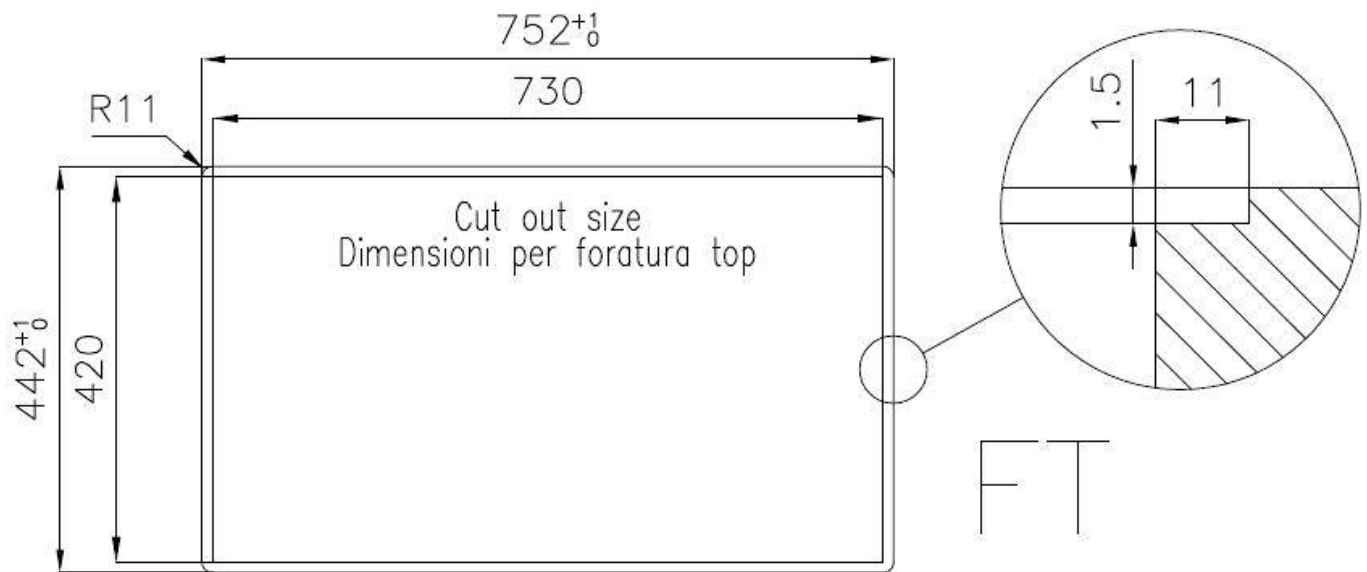
Drainer	No
Width	75 cm
Bowl dimension	630x400mm
Number of bowls	1 bowl
Waste fitting	3,5" drain
Notes:	Eclipse mixer tap (8499 000) compatible by swapping the automatic wastefitting with either 8407 116 or 8407 117.

## FEATURES

Basket 3,5" waste fitting	The drain is equipped with a large 3.5" drain, with the practical basket cap that prevents the discharge of solid parts.
Deep bowls	This bowls reach an important depth, over 20 cm, thanks to the advanced production technology, that can be offer great capieny and practicity in all the washing operations.
Diamond-shape bottom	The draining of water is an important feature in a sink, and it's always taken good care of in Foster products. In the bent-welded sinks, which would have a flat bottom, the proper draining is guaranteed by the elegant beveling, which helps the water flow.
High thickness	1mm thick steel. A significant thickness, which guarantees the maximum sturdiness and durability.
Perimetral overflow	The overflow is always a security on the Foster sinks that prevents the overflow of water in case of oversights. The perimeter drain solution improves aesthetics thanks to its square and essential shape.
Squared bowls - 0/9 radius	The square bowls of Foster have perfectly squared vertical edges, while those on the bottom have a small radius of 9 mm that facilitates cleaning operations.



## Lavello / Sink cod. 1237 050




## GALLERY



Abbinamento miscelatore Eclipse (8499 000), tagliere Twin (8644 004) e piletta automatica (8407 116 o 8407 117)

Combination of Eclipse mixer tap (8499 000), Twin chopping board (8644 004) and automatic waste fitting (8407 116 or 8407 117)



## EQUIPMENT



**Automatic waste fitting - PM**  
8407 113

## OPTIONAL ACCESSORIES



**Cestello inox**  
8612 000



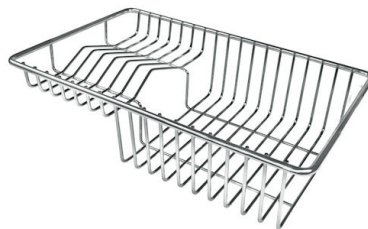
**Glass chopping board**  
8631 300



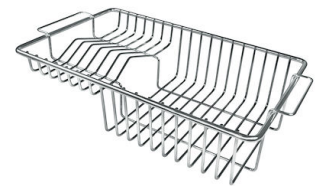
**HDPE Chopping board**  
8657 001



**HPDE Twin chopping board**  
8644 101



**Stainless steel plate rack**  
8100 303  
\* only in combination with the accessory  
8644 101



**Stainless steel plate rack**  
8100 201



**Stainless steel plate rack only  
usable in combination with the  
accessories 8644 003**

8100 154



**White bowl**

8153 100



**Graters kit with ring-holder and  
food collection tray**

8159 101

\* only in combination with the accessory  
8644 101



**Stainless steel perforated tray**

8151 000

\* only in combination with the accessory  
8644 101

## RECOMMENDED PAIRINGS



**Mixer Tap Eclipse**

8499 000

## OPTIONAL AUTOMATIC WASTE FITTINGS



**Space automatic waste fitting - PA**  
8407 108



**Space automatic waste fitting - PE**  
8407 109



**Space Light automatic waste fitting  
- PL**  
8407 117



**Space Milano automatic waste  
fitting**  
8407 115



**Space Push automatic waste fitting  
- PP**  
8407 116